



## PMO Conference Exhibitor App and Lead Scan Guide

### The PMO Conference App

The PMO Conference App is available to all conference delegates, speakers, and attendees. The app contains the day's agenda, a timeline for social posts, interactive competitions, and information about all our sponsors.

This year, you will have much more control over your app page, as well as using the app for your lead scanning. This will allow you to record more information about each lead and download your scan data throughout the day.

### Accessing the PMO Conference App

Once you have submitted [your registration form](#), you will have access to the PMO Conference app.

To access the app, download *Nunify* on an Apple or Android device.

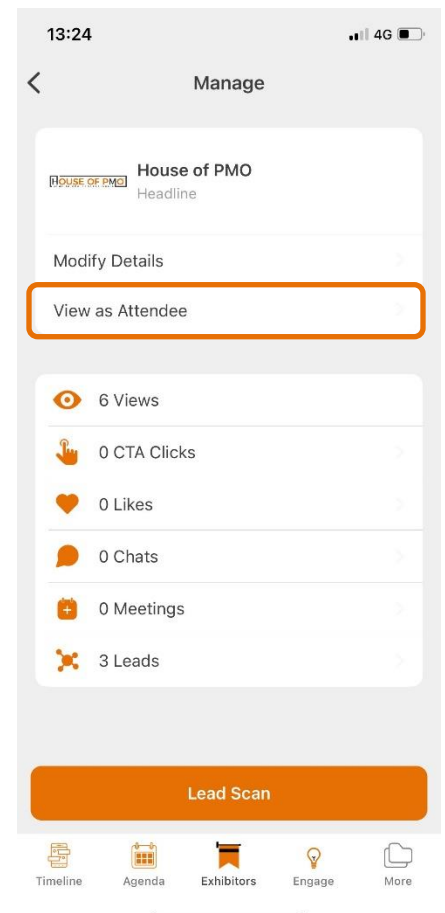


Login with your registered email address and an access code will be sent to your inbox. Once you've confirmed the code, you won't have to log in again.

You'll now be able to see the PMO Conference 2024 in your event list.

### Your Company Page

To see your exhibitor page, click exhibitors on the bottom menu and you will see your page at the top, under My Booth. This links to your admin page. This is where you'll see how many views and clicks your exhibitor page has received as well as accessing your Lead Scan data.

To see your full page, click *View as Attendee*.



## Editing Your Company Page

Your company page will be prepopulated with the information you provided for the website. If you would like to change any of the text or add any of the features on the image below, you can edit your company page by clicking *Modify Details* on your device or by going to <https://www.nunify.com/events/pmoc1/manage-booths> and signing in with your email address.

You can also add images or downloadable pdfs to your page.

13:34 4G

Get Started with Qualifications

HOUSE OF PMO House of PMO Headline

Square company profile image  
1024px x 1024px jpeg

Custom CTA button with link to external site.

APMG International Essentials for PMO Administrators

How to do key activities expected of a PMO Administrator

What you will learn on the Essentials for PMO Administrators course

Link to stand member profiles

Embedded YouTube video

Company description

Come and join us at the House of PMO and find out all about membership and how it can support your development in your PMO career. Interested in the PMO Competency Framework? Come over and browse before you buy. Want to find out more about the qualifications? The resources available to you? The many events we run each year? Drop by and we will be happy to fill you in. You can also visit our House of PMO shop - show your love for PMO with a t-shirt perhaps?

Company contact details

Web  
<https://houseofpmo.com/>

Email  
[hello@houseofpmo.com](mailto:hello@houseofpmo.com)

Phone  
**+44 20 7052 3983**

Timeline Agenda Exhibitors Engage More



## Lead Scan and Contact Export

Exhibitors will now use the PMO Conference app to collect delegate information and record leads on the day.

**You will require a compatible Apple or Android device on your stand.**

To access lead scanning, go to your company page and click *Lead Scan* at the bottom of the screen. Once you have scanned a delegates QR code (either on their badge or on their app). You can mark the lead as Hot/Warm/Cold and add any relevant notes.

At any point, you can export your leads and an email will be sent to you with an attached excel sheet.

